

## Quarterly Fines Report 40 – Quarter 3 2018/19

An Official Statistics Publication for Scotland





### Fines and financial penalties imposed or registered up to 31 December 2018, as at 15 April 2019

This report presents information on fines and other financial penalties as at 15 April 2019. The report now covers the financial years - 2015/16, 2016/17, 2017/18, and 2018/19.

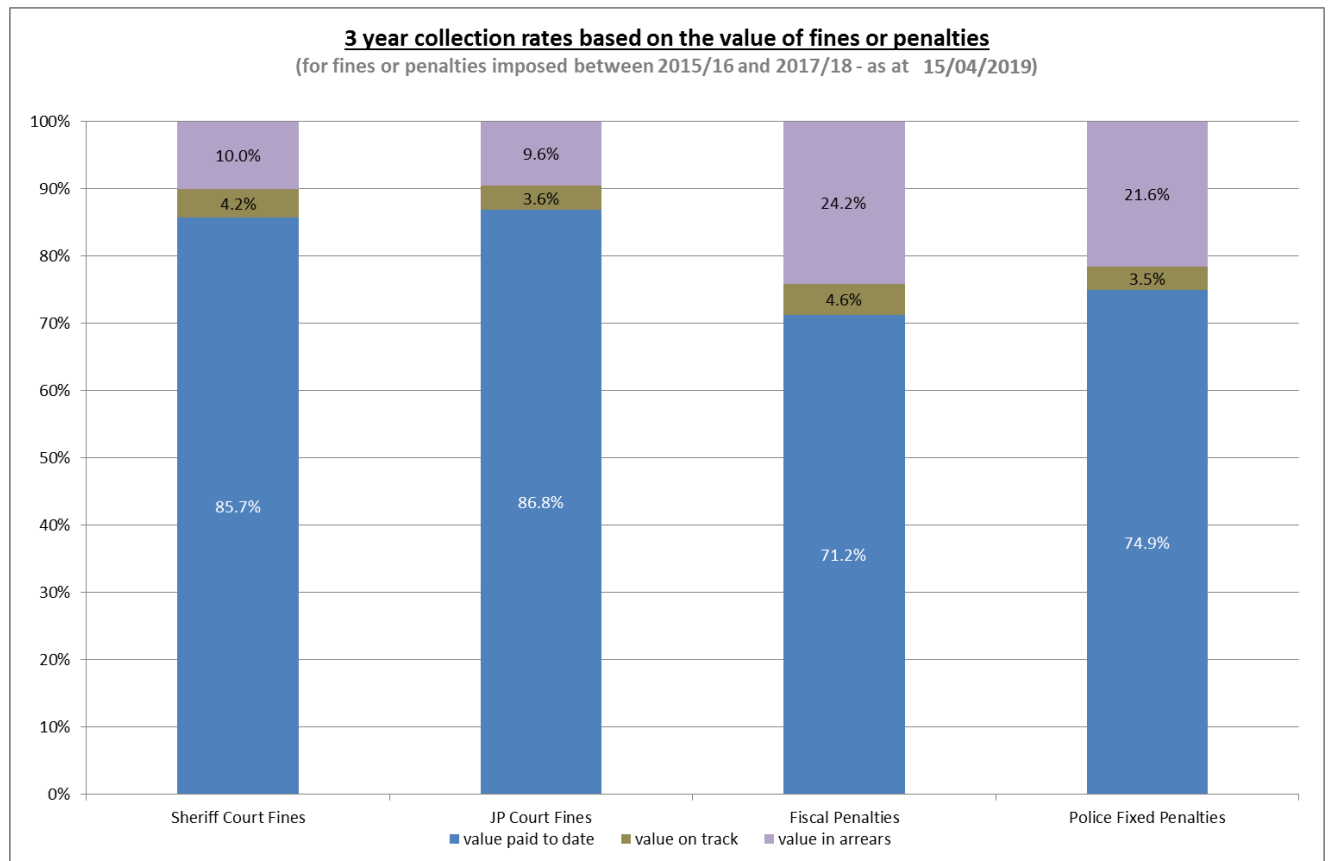
#### Three year collection rates

This Quarterly Fines Report series has employed a rolling three year collection rate for Sheriff Court fines since inception. Fines, by their nature, require time to pay and the latest full three year period contains older and newer fines thereby giving a more balanced view of collection rates. Three year rates have been constructed for Justice of the Peace Court fines, Fiscal Direct penalties and Police Fixed penalties.

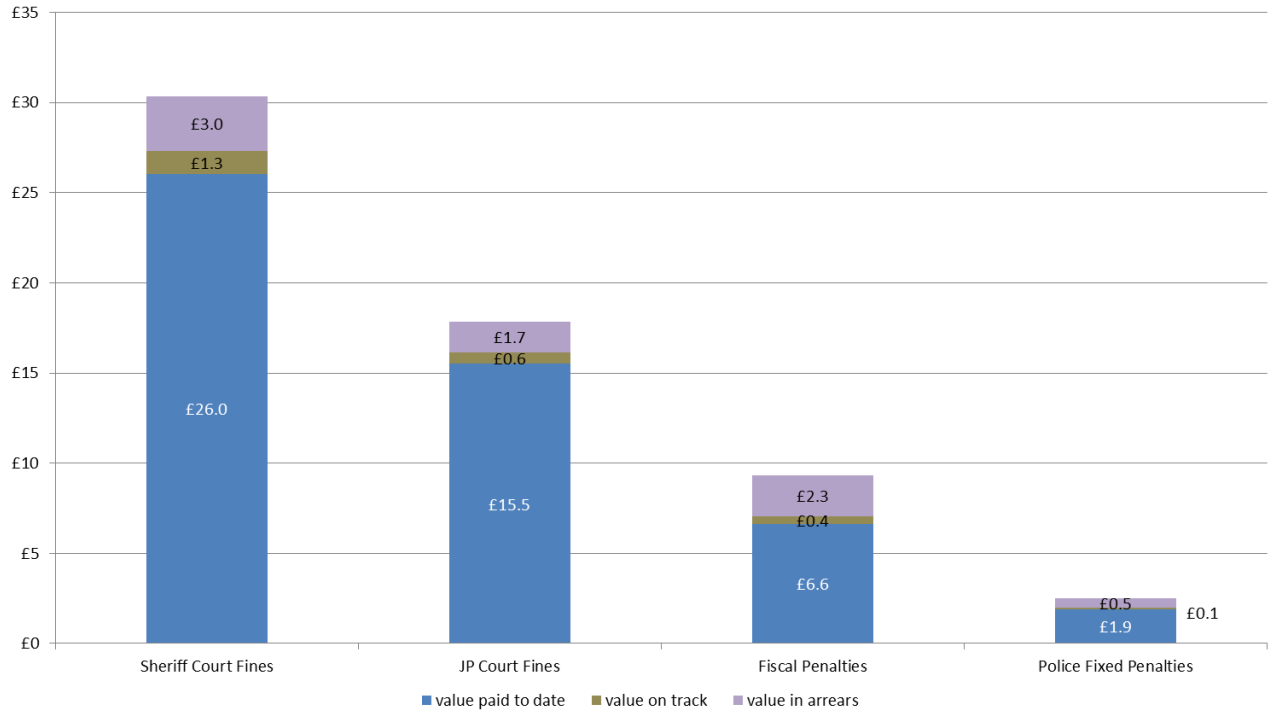
The tables and charts show that Sheriff Court and JP Court fine types have a broadly comparable collection rate when the value of fines is examined but JP Court fines have a stronger collection rate than Sheriff Court fines when the number of fines paid is compared. Fiscal Direct penalties and Police Fixed penalties tend to be of low monetary value. The three year collection rates show improvement when the figures as at 21 January 2019 are compared with 15 April 2019.

3 Year collection rate - the Value paid or 'on track' as a percentage of the value to be paid for fines or penalties imposed between 2015/16 and 2017/18	as at 21 January 2019	as at 15 April 2019	Change	
Sheriff Court Fines	89%	90%		1 percentage point
JP Court Fines	89%	90%		1 percentage point
Fiscal Penalties	73%	76%		3 percentage points
Police Fixed Penalties	77%	78%		1 percentage point

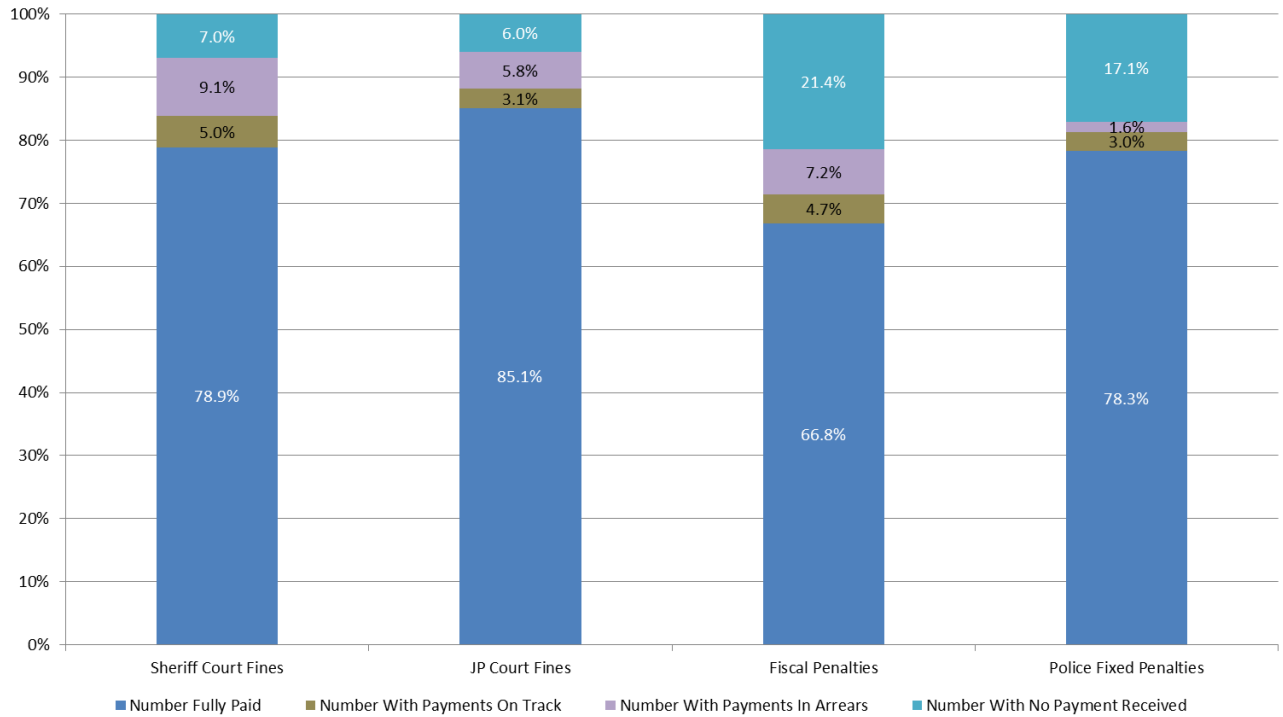
3 Year collection rates - the number fully paid as a percentage of the number to be paid for fines or penalties imposed between 2015/16 and 2017/18	as at 21 January 2019	as at 15 April 2019	Change
Sheriff Court Fines	76%	79%	↑ 3 percentage points
JP Court Fines	83%	85%	↑ 2 percentage points
Fiscal Penalties	64%	67%	↑ 3 percentage points
Police Fixed Penalties	77%	78%	↑ 1 percentage point

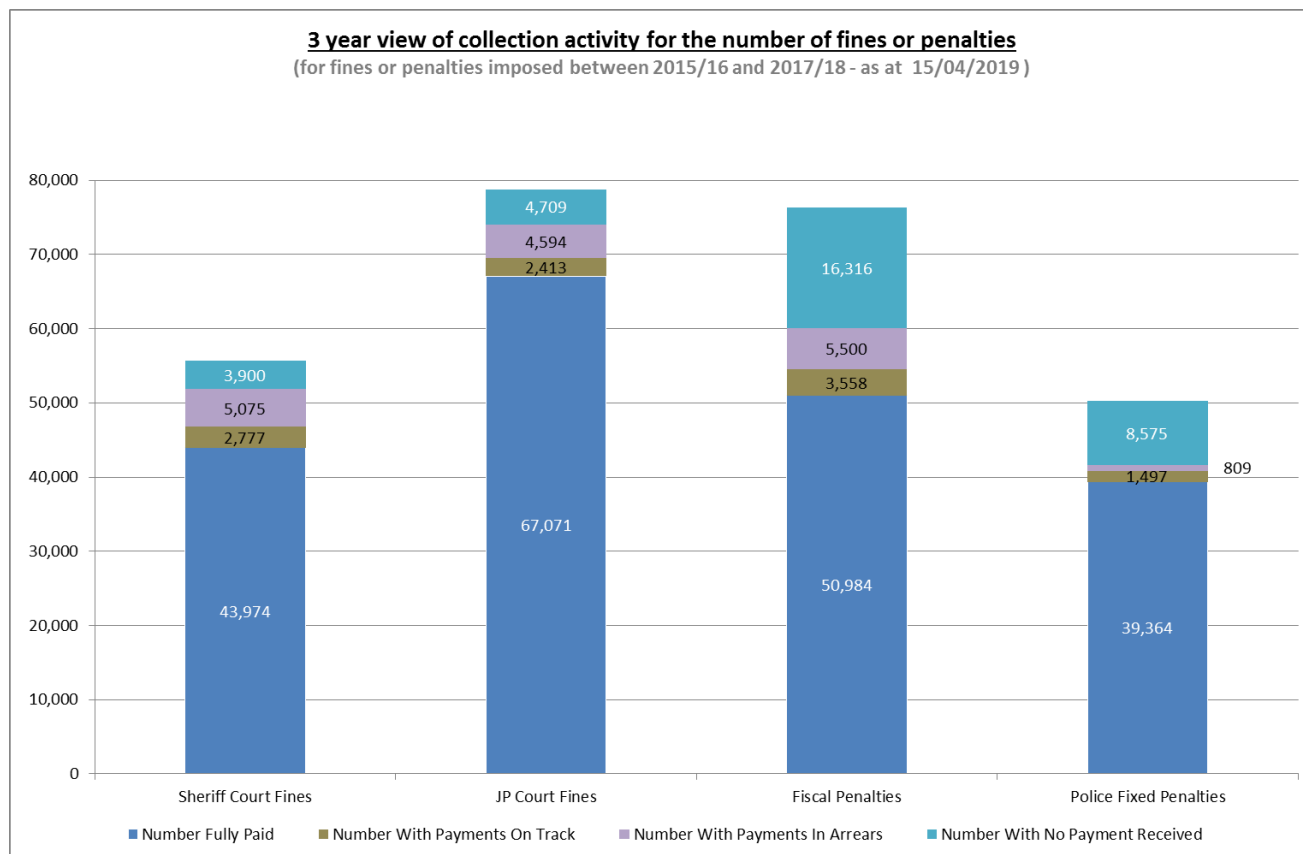


**3 year view of collection activity for the value of fines or penalties in £m**  
(for fines or penalties imposed between 2015/16 and 2017/18 - as at 15/04/2019 )



**3 year collection rates based on the number of fines or penalties**  
(for fines or penalties imposed between 2015/16 and 2017/18 - as at 15/04/2019)





### Sheriff Court Fines Summary

As at 15 April 2019, 82% of the value of Sheriff Court fines imposed between 1 April 2018 and 31 December 2018 has either been paid fully or is on track to be paid through instalments. For this same period, the number of fines fully paid is 46%.

For Sheriff Court fines imposed in 2017/18, 78% of the value has been paid as at 15 April 2019. This is an increase of 3 percentage points compared with 75% of the value paid as at 21 January 2019.

For Sheriff Court fines imposed in 2016/17, 88% of the value has been paid as at 15 April 2019. This is an increase of 1 percentage point compared with 87% of the value paid as at 21 January 2019.

For Sheriff Court fines imposed in 2015/16, 90% of the value has been paid as at 15 April 2019. This is consistent with the value paid as at 21 January 2019.

Of the number of Sheriff Court fines imposed in 2015/16, 88% have been fully paid as at 15 April 2019. This is an increase of 2 percentage points on the rate as at 21 January 2019.

### Justice of the Peace (JP) Court Fines Summary

As at 15 April 2019, 80% of the value of JP Court fines imposed between 1 April 2018 and 31 December 2018 has either been paid fully or is on track to be paid through instalments. For this same period, the number of fines fully paid is 61%.

For JP fines imposed in 2017/18, 79% of the value has been paid as at 15 April 2019. This is an increase of 3 percentage points compared with 76% of the value paid as at 21 January 2019.

For JP fines imposed in 2016/17, 87% of the value has been paid as at 15 April 2019. This is an increase of 1 percentage point compared with 86% of the value paid as at 21 January 2019.

For JP fines imposed in 2015/16, 93% of the value has been paid as at 15 April 2019. This is an increase of 1 percentage point on the rate as at 21 January 2019.

Of the number of JP fines imposed in 2015/16, 91% have been fully paid as at 15 April 2019. This is an increase of 1 percentage point on the rate as at 21 January 2019.

### **Fiscal Direct Penalties Summary**

As at 15 April 2019, 57% of the value of Fiscal direct fines imposed between 1 April 2018 and 31 December 2018 has either been paid fully or is on track to be paid through instalments. For this same period, the number of fines fully paid is 38%.

For Fiscal direct fines imposed in 2017/18, 62% of the value has been paid as at 15 April 2019. This is an increase of 4 percentage points compared with 58% of the value paid as at 21 January 2019.

For Fiscal direct fines imposed in 2016/17, 71% of the value has been paid as at 15 April 2019. This is an increase of 2 percentage points compared with 69% of the value paid as at 21 January 2019.

For Fiscal direct fines imposed in 2015/16, 79% of the value has been paid as at 15 April 2019. This is an increase of 2 percentage points compared with 77% of the value paid as at 21 January 2019.

Of the number of Fiscal direct penalties registered in 2015/16, 75% have been fully paid as at 15 April 2019. This is an increase of 3 percentage points on the rate as at 21 January 2019.

### **Police Fixed Penalties Summary**

As at 15 April 2019, 62% of the value of Police Fixed Penalties registered between 1 April 2018 and 31 December 2018 has either been paid fully or is on track to be paid through instalments. For this same period, the number of fines fully paid is 63%.

For Police Fixed Penalties registered in 2017/18, 68% of the value has been paid as at 15 April 2019. This is an increase of 2 percentage points compared with 66% of the value paid as at 21 January 2019.

For Police Fixed Penalties registered in 2016/17, 76% of the value has been paid as at 15 April 2019. This is an increase of 1 percentage point compared with 75% of the value paid as at 21 January 2019.

For Police Fixed Penalties registered in 2015/16, 77% of the value has been paid as at 15 April 2019. This is an increase of 1 percentage point compared with 76% of the value paid as at 21 January 2019.

Of the number of Police Fixed Penalties registered in 2015/16, 80% have been fully paid as at 15 April 2019. This is an increase of 1 percentage point on the rate as at 21 January 2019.

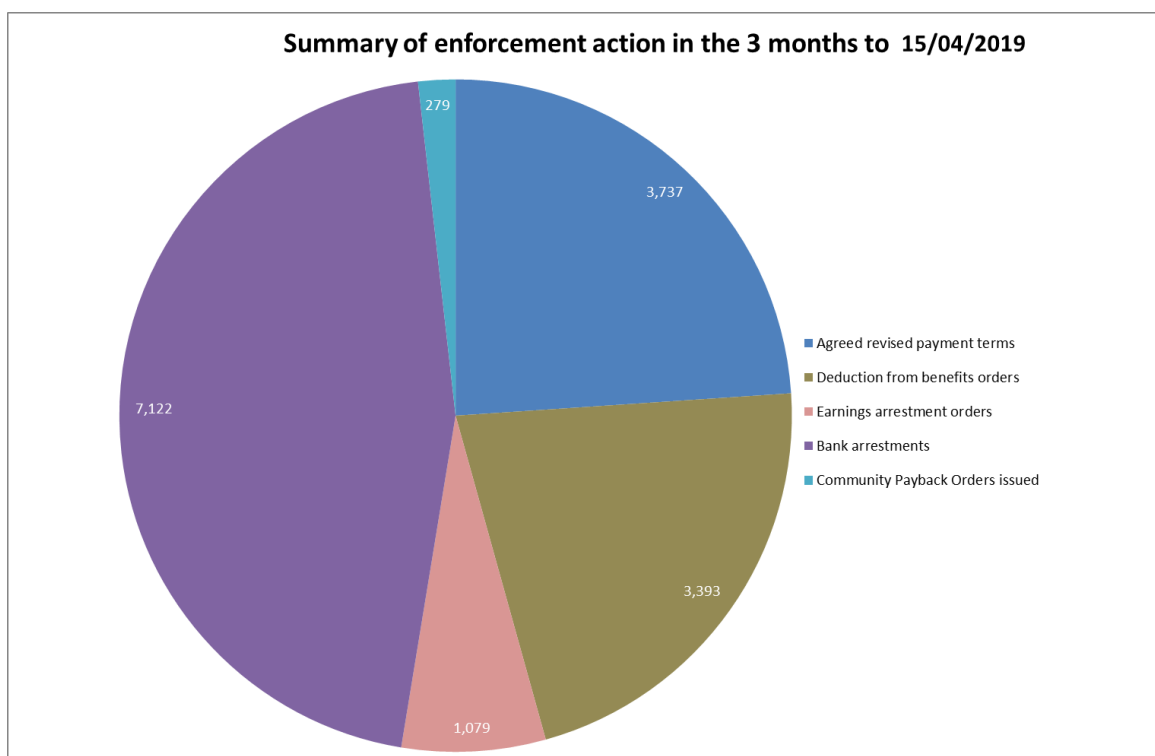
## Enforcement Action

All outstanding fines and financial penalties for which SCTS is responsible are being pursued. Enhanced tracing facilities make it easier to use the full range of enforcement actions which include benefit deductions, freezing bank accounts, arresting wages and seizing cars. The information included in this report relates to fines collection up to 15 April 2019, although for some enforcement actions there may be a time lag between the enforcement action being applied and subsequent payments being received.

Other enforcement measures include using tracing facilities to ensure that defaulters are identified quickly and to speed up enforcement action. The tracing facilities provide information on aliases, employment history, bank accounts, and credit cards. Sheriff Officers also help to target persistent defaulters who are ignoring payment demands. Deducting payments from benefits is now an automated process and a new online payment facility is increasing electronic payments. All these measures ensure that offenders cannot avoid the penalty and are encouraged to make prompt payment.

### Summary of enforcement action (covering Sheriff Court fines, Justice of the Peace (JP) Court fines, Fiscal penalties and Police Fixed Penalties:

- At 15 April 2019, **290,629** enforcement orders had been granted by the courts (**14,522** of these granted within the 3 months prior to 15 April 2019). This is the initial step required to pursue enforcement action.
- Fines Enforcement Officers have agreed revised payment terms in **51,723** accounts (**3,737** of these were agreed within the 3 months prior to 15 April 2019), helping individuals maintain payments.
- **49,128** benefit deduction orders have been granted, and **15,890** earnings arrestment orders have been issued (including **3,393** granted and **1,079** issued respectively within the 3 months prior to 15 April 2019).
- **74,206** bank arrestment orders have been applied (where another **7,122** of these were applied within the 3 months prior to 15 April 2019).
- **3,343** Community Payback Orders have been issued as an alternative where people are unable to pay. (**279** of these were imposed within the 3 months prior to 15 April 2019).



## **Explanation of Enforcement Actions**

An Enforcement Order is an order made by the court setting out the payment rate of a fine, explaining what will happen if the fine isn't paid, and giving the Fines Enforcement Officer (FEO) the power to take action.

A Deduction from Benefits Order is an order made by the court which allows the Department of Work and Pensions (DWP) to deduct money from an offender's benefits and pay it directly towards their fine.

An Earnings Arrestment Order is an order made by the court instructing an employer to make regular deductions from an employee's wages which are paid directly towards the employee's fine.

Supervised Attendance Orders and Community Payback Orders are orders made by the Court for Sheriff or JP Court Fines as an alternative to imprisonment if the offender defaults in payment of their fine. The offender must attend a place of supervision and carry out instructions given by their Supervising Officer as part of a SAO or carry out other requirements, such as unpaid work, as specified by the Court as part of a CPO.

An Arrestment of Funds Order (Bank Arrestment) is an order issued by the Fines Enforcement Officer (FEO) to a bank or other financial institution instructing them to seize funds they hold which belong to a fines defaulter. The funds seized are subsequently released to the court and applied towards any outstanding fine.

**Value of Fines<sup>1</sup> (£m)**  
as at 15 April 2019

		Total Value To Be Paid <sup>6</sup> (£m)	Value Paid To Date <sup>7</sup> (£m)	Value with Payments On Track <sup>7</sup> (£m)	Value In Arrears <sup>7</sup> (£m)
<b>3 Year Total 2015/16 to 2017/18</b>		<b>30.4</b>	<b>26.0</b> <b>85.7%</b>	<b>1.3</b> <b>4.2%</b>	<b>3.0</b> <b>10.0%</b>
<b>FY 2015/16</b>	Sheriff Court Fines <sup>2</sup>	10.4	9.4 90.4%	0.2 2.0%	0.8 7.6%
<b>FY 2016/17</b>	Sheriff Court Fines <sup>2</sup>	10.2	9.0 88.0%	0.3 3.1%	0.9 8.9%
<b>FY 2017/18</b>	Sheriff Court Fines <sup>2</sup>	9.7	7.6 78.4%	0.8 7.8%	1.3 13.8%
<b>FY 2018/19 Q1-Q3</b>	Sheriff Court Fines <sup>8</sup>	5.1	3.2 61.7%	1.0 20.3%	0.9 18.1%
<b>3 Year Total 2015/16 to 2017/18</b>		<b>17.9</b>	<b>15.5</b> <b>86.8%</b>	<b>0.6</b> <b>3.6%</b>	<b>1.7</b> <b>9.6%</b>
<b>FY 2015/16</b>	JP Court Fines <sup>3</sup>	6.6	6.1 92.5%	0.1 1.6%	0.4 5.9%
<b>FY 2016/17</b>	JP Court Fines <sup>3</sup>	5.9	5.2 87.5%	0.2 3.2%	0.6 9.3%
<b>FY 2017/18</b>	JP Court Fines <sup>3</sup>	5.3	4.2 79.1%	0.3 6.5%	0.8 14.4%
<b>FY 2018/19 Q1-Q3</b>	JP Court Fines <sup>8</sup>	3.9	2.6 65.1%	0.6 14.9%	0.8 20.0%
<b>3 Year Total 2015/16 to 2017/18</b>		<b>9.3</b>	<b>6.6</b> <b>71.2%</b>	<b>0.4</b> <b>4.6%</b>	<b>2.3</b> <b>24.2%</b>
<b>FY 2015/16</b>	Fiscal Direct Penalties <sup>4</sup>	3.5	2.8 78.7%	0.1 2.7%	0.7 18.6%
<b>FY 2016/17</b>	Fiscal Direct Penalties <sup>4</sup>	2.8	2.0 71.2%	0.1 4.2%	0.7 24.7%
<b>FY 2017/18</b>	Fiscal Direct Penalties <sup>4</sup>	3.0	1.9 62.4%	0.2 7.3%	0.9 30.3%
<b>FY 2018/19 Q1-Q3</b>	Fiscal Direct Penalties <sup>4</sup>	2.1	0.9 42.7%	0.3 14.0%	0.9 43.3%
<b>3 Year Total 2015/16 to 2017/18</b>		<b>2.5</b>	<b>1.9</b> <b>74.9%</b>	<b>0.1</b> <b>3.5%</b>	<b>0.5</b> <b>21.6%</b>
<b>FY 2015/16</b>	Police Fixed Penalties <sup>5</sup>	1.3	1.0 77.0%	0.0 2.9%	0.3 20.0%
<b>FY 2016/17</b>	Police Fixed Penalties <sup>5</sup>	0.7	0.5 76.2%	0.0 4.2%	0.1 19.6%
<b>FY 2017/18</b>	Police Fixed Penalties <sup>5</sup>	0.5	0.4 67.8%	0.0 4.0%	0.1 28.2%
<b>FY 2018/19 Q1-Q3</b>	Police Fixed Penalties <sup>5</sup>	0.4	0.2 57.6%	0.0 4.0%	0.1 38.4%

Source: Scottish Courts and Tribunals Service, Management Information & Analysis Team - COP2 Data Extraction.  
(See page 10 for the relevant footnotes)



**Number of Fines<sup>1</sup>**  
**as at 15 April 2019**

		Number To Be Paid <sup>6</sup>	Number Fully Paid <sup>7</sup>	Number With Payments On Track <sup>7</sup>	Number With Payments In Arrears <sup>7</sup>	Number With No Payment Received <sup>7</sup>
<b>3 Year Total 2015/16 to 2017/18</b>		<b>55,726</b>	<b>43,974</b> <b>78.9%</b>	<b>2,777</b> <b>5.0%</b>	<b>5,075</b> <b>9.1%</b>	<b>3,900</b> <b>7.0%</b>
<b>FY 2015/16</b>	Sheriff Court Fines <sup>2</sup>	18,936	16,595 87.6%	423 2.2%	1,189 6.3%	729 3.8%
<b>FY 2016/17</b>	Sheriff Court Fines <sup>2</sup>	19,086	15,207 79.7%	890 4.7%	1,714 9.0%	1,275 6.7%
<b>FY 2017/18</b>	Sheriff Court Fines <sup>2</sup>	17,704	12,172 68.8%	1,464 8.3%	2,172 12.3%	1,896 10.7%
<b>FY 2018/19 Q1-Q3</b>	Sheriff Court Fines <sup>8</sup>	11,554	5,354 46.3%	1,966 17.0%	2,125 18.4%	2,109 18.3%
<b>3 Year Total 2015/16 to 2017/18</b>		<b>78,787</b>	<b>67,071</b> <b>85.1%</b>	<b>2,413</b> <b>3.1%</b>	<b>4,594</b> <b>5.8%</b>	<b>4,709</b> <b>6.0%</b>
<b>FY 2015/16</b>	JP Court Fines <sup>3</sup>	29,929	27,090 90.5%	511 1.7%	1,323 4.4%	1,005 3.4%
<b>FY 2016/17</b>	JP Court Fines <sup>3</sup>	26,350	22,613 85.8%	749 2.8%	1,475 5.6%	1,513 5.7%
<b>FY 2017/18</b>	JP Court Fines <sup>3</sup>	22,508	17,368 77.2%	1,153 5.1%	1,796 8.0%	2,191 9.7%
<b>FY 2018/19 Q1-Q3</b>	JP Court Fines <sup>8</sup>	16,739	10,214 61.0%	1,449 8.7%	2,093 12.5%	2,983 17.8%
<b>3 Year Total 2015/16 to 2017/18</b>		<b>76,358</b>	<b>50,984</b> <b>66.8%</b>	<b>3,558</b> <b>4.7%</b>	<b>5,500</b> <b>7.2%</b>	<b>16,316</b> <b>21.4%</b>
<b>FY 2015/16</b>	Fiscal Direct Penalties <sup>4</sup>	30,456	22,691 74.5%	902 3.0%	1,792 5.9%	5,071 16.7%
<b>FY 2016/17</b>	Fiscal Direct Penalties <sup>4</sup>	22,822	15,157 66.4%	1,038 4.5%	1,811 7.9%	4,816 21.1%
<b>FY 2017/18</b>	Fiscal Direct Penalties <sup>4</sup>	23,080	13,136 56.9%	1,618 7.0%	1,897 8.2%	6,429 27.9%
<b>FY 2018/19 Q1-Q3</b>	Fiscal Direct Penalties <sup>4</sup>	15,721	5,944 37.8%	1,370 8.7%	1,704 10.8%	6,703 42.6%
<b>3 Year Total 2015/16 to 2017/18</b>		<b>50,245</b>	<b>39,364</b> <b>78.3%</b>	<b>1,497</b> <b>3.0%</b>	<b>809</b> <b>1.6%</b>	<b>8,575</b> <b>17.1%</b>
<b>FY 2015/16</b>	Police Fixed Penalties <sup>5</sup>	25,901	20,791 80.3%	649 2.5%	387 1.5%	4,074 15.7%
<b>FY 2016/17</b>	Police Fixed Penalties <sup>5</sup>	13,984	11,087 79.3%	498 3.6%	246 1.8%	2,153 15.4%
<b>FY 2017/18</b>	Police Fixed Penalties <sup>5</sup>	10,360	7,486 72.3%	350 3.4%	176 1.7%	2,348 22.7%
<b>FY 2018/19 Q1-Q3</b>	Police Fixed Penalties <sup>5</sup>	6,884	4,336 63.0%	234 3.4%	149 2.2%	2,165 31.4%

Source: Scottish Courts and Tribunals Service, Management Information & Analysis Team - COP2 Data Extraction.

(See page 10 for the relevant footnotes)

### Notes on Value of Fines:

1. Figures include fines against both persons and companies. The figures relate to the value of fine accounts. An account may contain more than one fine if an offender receives more than one fine on a single day.
2. Includes Sheriff Court Fines, Compensation Orders and Confiscation Orders.
3. Includes JP Court Fines and Compensation Orders.
4. Includes Fiscal Fines, Fiscal Compensation Offers and the monetary amount of Fiscal Combined Offers.
5. Includes Police Antisocial Behavior Penalties. The Police Fines and those that, if unpaid, become Registered Fines. "Total Value to be paid" is consequently the sum of Police Fines paid (£40 each) and Registered Fines (£60 each), minus discharges. The payment percentages relate to proportions of "Total Value to be Paid". "Total Value to be Paid" and "Value Paid To Date" also sum payments received from both Police Fines and Registered Fines.
6. This figure is the total fines imposed minus any discharges. Fines may be discharged for a number of reasons. These include a sheriff or JP imposed alternative sentence, imprisonment or death of a defaulter. Discharges include both full discharges and fines which have been discharged following part-payment. The values of unpaid £40 Police Fines are discharged when they become £60 Registered Fines to avoid double counting.
7. Percentages are presented as a proportion of "Total Value to be Paid".
8. For all fines imposed after 01-April 2018 that are outwith the scope of the SCTS fines collection process or are statistical outliers have been removed. These exclusions are:
  - All Confiscation Order Fine accounts
  - Large Fines over £50k
  - European Union fines collected on behalf of other European courts.
  - Non-Scottish fines collected on behalf of other British courts.
  - Compensation penalties managed under Community Payback Orders.

Other notes: Values and percentages may not add up to their constituent subtotals and totals due to rounding. Values of £0.0m in the table denote values of less than £50,000 that have been rounded down.

### Notes on Numbers of Fines:

1. Figures include fines against both persons and companies. The figures relate to the number of fine accounts. An account may contain more than one fine if an offender receives more than one fine on a single day.
2. Includes Sheriff Court Fines, Compensation Orders and Confiscation Orders.
3. Includes JP Court Fines and Compensation Orders.
4. Includes Fiscal Fines, Fiscal Compensation Offers and the monetary amount of Fiscal Combined Offers.
5. Includes Police Antisocial Behaviour Penalties. The Police Fines and those that, if unpaid, become Registered Fines. "Number to be Paid" is consequently the sum of Police Fines paid (£40 each) and Registered Fines (£60 each), minus discharges. The payment percentages relate to proportions of "Number to be Paid". "Number to be Paid" and "Number Fully Paid" also sum payments received from both Police Fines and Registered Fines.
6. This figure is the total fines imposed minus any discharges. Fines may be discharged for a number of reasons. These include a sheriff or JP imposed alternative sentence, imprisonment or death of a defaulter. Discharges include both full discharges and fines which have been discharged following part-payment. The numbers of unpaid £40 Police Fines are discharged when they become £60 Registered Fines to avoid double counting.
7. Percentages are presented as a proportion of "Number to be Paid".
8. For all fines imposed after 01-April 2018 that are outwith the scope of the SCTS fines collection process or are statistical outliers have been removed. These exclusions are:
  - All Confiscation Order Fine accounts
  - Large Fines over £50k
  - European Union fines collected on behalf of other European courts.
  - Non-Scottish fines collected on behalf of other British courts.
  - Compensation penalties managed under Community Payback Orders.

Other notes: Numbers and percentages may not add up to their constituent subtotals and totals due to rounding.

## **Data Tables**

This link [QFR 40 Tables](#) will provide an Excel workbook for the tables listed below:

Sheriff Court Fines 2015-16 as at 15 April 2019

Sheriff Court Fines 2016-17 as at 15 April 2019

Sheriff Court Fines 2017-18 as at 15 April 2019

Sheriff Court Fines 2018-19 Q1-Q3 as at 15 April 2019

Justice of the Peace Court Fines 2015-16 as at 15 April 2019

Justice of the Peace Court Fines 2016-17 as at 15 April 2019

Justice of the Peace Court Fines 2017-18 as at 15 April 2019

Justice of the Peace Court Fines 2018-19 Q1-Q3 as at 15 April 2019

Fiscal Direct Penalties 2015-16 as at 15 April 2019

Fiscal Direct Penalties 2016-17 as at 15 April 2019

Fiscal Direct Penalties 2017-18 as at 15 April 2019

Fiscal Direct Penalties 2018-19 Q1-Q3 as at 15 April 2019

Police Fixed Penalties 2015-16 as at 15 April 2019

Police Fixed Penalties 2016-17 as at 15 April 2019

Police Fixed Penalties 2017-18 as at 15 April 2019

Police Fixed Penalties 2018-19 Q1-Q3 as at 15 April 2019

## **Background**

This is the latest in a series of quarterly reports on fines collection. Previous quarterly reports can be viewed within the 'Statistics' section of webpage <http://www.scotcourts.gov.uk/about-the-scottish-court-service/reports-data>.

## **Revisions and corrections**

There are no revisions or corrections.

## **Data enhancements**

In order to improve the precision of the collection rates, a significant development has been made for fines imposed in 2018/19 quarter 1 onwards. Fines or penalties that are outwith the scope of the SCTS fines collection process or are statistical outliers have been removed.

For all fines imposed after 01-April 2018 the exclusions are:

- All Confiscation Order Fine accounts.
- Large Fines over £50k.
- European Union fines collected on behalf of other European courts.
- Non-Scottish fines collected on behalf of other British courts.
- Compensation penalties managed under Community Payback Orders.

## **Fines Collection Process**

The Scottish Courts and Tribunals Service (SCTS) is responsible for collecting Sheriff Court Fines, Justice of the Peace Court Fines, Fiscal penalties and Fixed Penalty Notices.

Court imposed fines are either due for payment immediately or by agreed terms at the point of imposition. The majority of fines imposed include an enforcement order which tells the offender how the fine should be paid and what will happen if it is not paid. The enforcement order allows the Fines Enforcement Officer to implement a range of sanctions including deduction from benefit, arrestment of earnings and bank accounts and seizure of vehicles.

Fiscal direct penalties are issued by the Crown Office and Procurator Fiscal Service (COPFS), in the form of a conditional offer. The alleged offender may refuse the offer within 28 days in recognition that prosecution will be the next likely stage. Alternatively, the alleged offender can accept the offer by making payment. If the conditional offer is ignored and payment not made, the responsibility for enforcement passes to the SCTS Fines Enforcement Officer, who will seek an enforcement order from the court.

Fixed Penalty Notices are issued by each police force in Scotland and the money is due within 28 days and is collected by the SCTS. If the penalty is not paid within 28 days, the amount due is increased by 50 per cent and the penalty is converted to a registered fine with responsibility for enforcement passing to the SCTS Fines Enforcement Officers, who will seek an enforcement order from the court. Figures for value and number of Police Fixed Penalty Notices paid therefore include both payments made to original police fines and payments made to registered fines.

Money collected by the SCTS for criminalised parking fines is subject to different procedures and is not covered in this publication.

## Shaping Scotland's Court Services

As part of [Shaping Scotland's Court Services](#) work, a number of courts closed with relevant live business transferring to receiving courts.

For fines accounts, this has meant the transfer only of accounts requiring further payments or action, as opposed to transferring all accounts including those fully paid and closed requiring no action or payment. This may have an impact on the reported fine collection rates of the receiving courts but will have no impact on Sheriffdom or National rates.

Footnotes have been added to all background tables to indicate closing and receiving courts.

Closed Court	Receiving Court
<b>End of November 2013</b>	
Annan JP Court Cumbernauld JP Court Dornoch Sheriff and JP Court Irvine JP Court Kirkcudbright Sheriff and JP Court Motherwell JP Court Portree JP Court Rothesay Sheriff Court Stornoway JP Court Wick JP Court	Dumfries JP Court Coatbridge JP Court Tain Sheriff and JP Court Kilmarnock JP Court Dumfries Sheriff and JP Court Hamilton JP Court Portree Sheriff Court Greenock Sheriff and JP Court Stornoway Sheriff Court Wick Sheriff Court
<b>End of May 2014</b>	
Arbroath Sheriff and JP Court Cupar Sheriff and JP Court Stonehaven Sheriff and JP Court	Forfar Sheriff and JP Court Dundee Sheriff and JP Court Aberdeen Sheriff and JP Court
<b>End of July 2015</b>	
Dingwall Sheriff and JP Court Duns Sheriff and JP Court Haddington Sheriff and JP Court Peebles Sheriff and JP Court	Inverness Sheriff and JP Court Jedburgh Sheriff and JP Court Edinburgh Sheriff and JP Court Selkirk Sheriff and JP Court

### Guidance on definitions and data

The data source is a management information data extract from COP2 (the SCTS operational system used in all Sheriff and Justice of the Peace Courts).

Data may subsequently change over time due to additions or modifications to cases on COP2.

The 'as at' date used throughout the report is the date the fines data is extracted and used to calculate totals for arrears, payments and discharges made, etc.

Figures on fines and other financial penalties are presented on a three financial-year basis to reflect payment cycles and enforcement action taken. This recognises that penalties are levied throughout each year and that arranged instalment payments or enforcement action can mean some may take two or more financial years to be fully paid.

Payment rates for recent years will therefore initially be lower than those for previous years. Estimates of in-year payment figures indicate a broadly consistent collection pattern over time.

Collection rates for Police Fixed Penalties cover both payments for the Police Fixed Penalty within the initial 28 day period and payments made once the unpaid Fixed Penalty becomes a registered fine with a value 50% higher than the original fixed penalty. Registered fines are enforced by the SCTS.

Explanation of categories used in this report:

<b>Value of Fines Imposed</b>	The value of fines imposed within the periods specified.
<b>Value Discharged</b>	This is the value of fines which have been discharged (the value which is <u>not</u> now payable). This can arise in a variety of ways for example where a fine is discharged by a subsequent penalty of a Supervised Attendance Order or Imprisonment, or where the accused dies. Also for Fiscal Penalties it covers instances where the Fiscal Penalty is refused, recalled or withdrawn.
<b>Total Value to be Paid</b>	This is the total value of fines imposed minus the value discharged, and so is the total value of fines which are payable.
<b>Value of Fines Paid to Date</b>	This is the total amount which has been paid to date, and will relate to both fully-paid and part-paid fines.
<b>Value with Payments On Track</b>	This is the total amount which has not been paid as yet, but for which future instalments are on track to be paid (the fine is not in arrears).
<b>Value in Arrears</b>	This is the total amount which has not been paid as yet and for which the fine is in arrears. A fine is in arrears if a payment date has been missed.
<b>Number of Fines Imposed</b>	The number of fines imposed within the periods specified after any court discharges have been deducted.
<b>Number Discharged</b>	This is the number of fines which have been discharged (i.e. the fine is <u>not</u> now payable). This can arise in a variety of ways, for example where a fine is discharged by a subsequent penalty of a Supervised Attendance Order or Imprisonment, or where the accused dies. Also, for Fiscal Penalties, it covers instances where the Fiscal Penalty is refused, recalled or withdrawn.
<b>Number to be Paid</b>	This is the total number of fines imposed minus the number discharged, and so is the total number of fines which are payable.
<b>Number Fully Paid</b>	This is the number of fines which have been fully paid.
<b>Number With Payments On Track</b>	This is the number of fines which are being paid in instalments and are not in arrears.
<b>Number With Payments In Arrears</b>	This is the number of fines which are being paid in instalments and are currently in arrears.
<b>Number With No Payments Received</b>	This is the number of fines which have had no payment received and are currently in arrears.

Notes: The 'value' categories do not directly correspond to the 'number' categories. This is because a single fine can have a portion of its value which has been paid and a portion which has not. In this instance, the values would be split between two value categories, however, the fine itself would only be counted once within a number category.

The discharge categories cover situations where there has been no payment prior to discharge, and also instances where there has been a part-payment prior to discharge.

## Contacts

Press enquiries on the contents of this bulletin should be directed to the Scottish Courts and Tribunals Service communications office.

Tel: 0131 444 3310

Email: [communications@scotcourts.gov.uk](mailto:communications@scotcourts.gov.uk)

Other enquiries about these statistics should be directed to the Management Information Analysis Team of the Scottish Courts and Tribunals Service:

Janette Purbrick

Scottish Courts and Tribunals Service

Saughton House

Broomhouse Drive

Edinburgh

EH11 3XD

Tel: 0131 444 3453

Email: [mianalysis@scotcourts.gov.uk](mailto:mianalysis@scotcourts.gov.uk)

Further information about Official and National Statistics in Scotland is available from <http://www.gov.scot/Topics/Statistics/producingstats>

Access to official statistics in their final form before they are published is restricted. The following list details who received pre-release access to the statistics in their final form within the maximum period of 5 working days before publication:

Chief Operations Officer, Court and OPG Operations, SCTS

Chief Finance Officer, Corporate Services, SCTS

Head of Corporate Communications, SCTS

Media Officer, Corporate Communications, SCTS

National Fines Enforcement Manager, SCTS

Web developer, Information Technology Unit, SCTS

Policy Implementation Manager, Criminal Justice Division, Scottish Government

The next quarterly fines report will be published in August 2019. The exact date of the report will be announced via the Scottish Government's Forthcoming Publications Schedule - <http://www.gov.scot/Topics/Statistics/ForthcomingPubs> at least 4 weeks in advance.